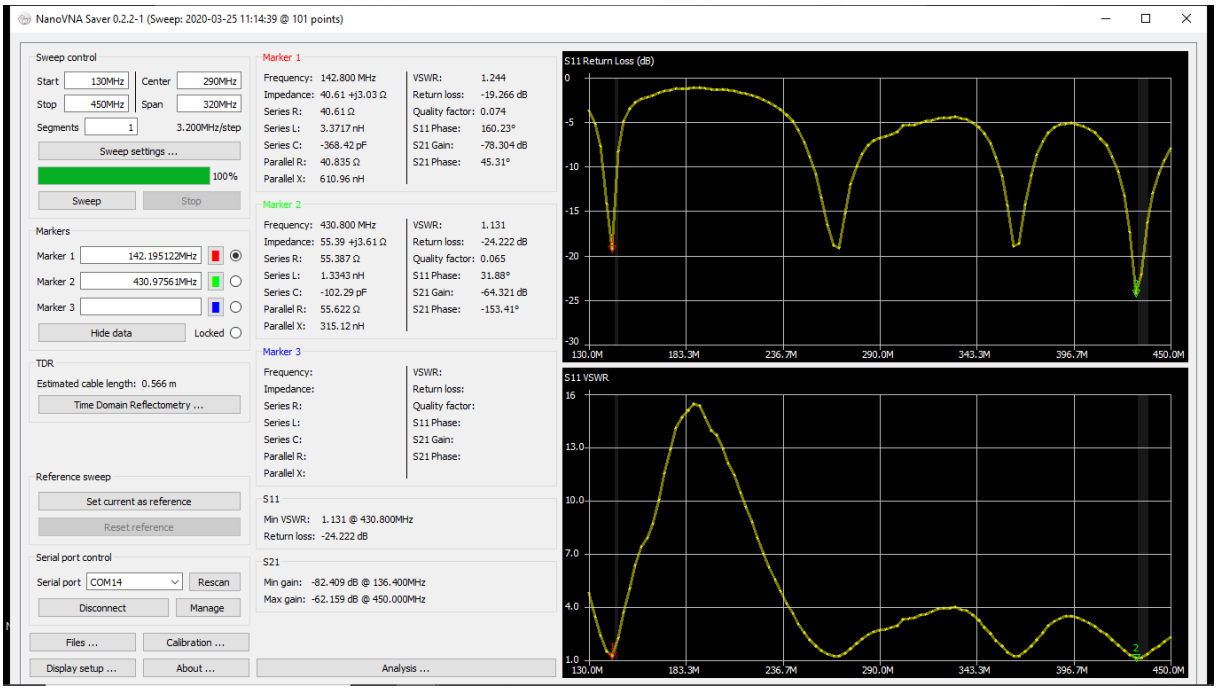
NanoVNA Saver 0.2.2-1 (Sweep: 2020-03-25 11:14:39 @ 101 points)
Sweep control
Start 130MHz
Center 290MHz
Stop 450MHz
Span 320MHz
Segments 1
3.200MHz/step
Sweep settings ...
100%
Sweep
Stop
Markers
Marker 1 142.195122MHz
Marker 2 430.97561MHz
Marker 3
Hide data
Locked
TDR
Estimated cable length: 0.566 m
Time Domain Reflectometry ...
Reference sweep
Set current as reference
Reset reference
Serial port control
Serial port COM14
Rescan
Disconnect
Manage
Files ...
Calibration ...
Display setup ...
About ...
Analysis ...
Marker 1
Frequency: 142.800 MHz
Impedance: 40.61 +j3.03 Ω
Series R: 40.61 Ω
Series L: 3.3717 nH
Series C: -368.42 pF
Parallel R: 40.835 Ω
Parallel X: 610.96 nH
VSWR: 1.244
Return loss: -19.266 dB
Quality factor: 0.074
S11 Phase: 160.23°
S21 Gain: -78.304 dB
S21 Phase: 45.31°
Marker 2
Frequency: 430.800 MHz
Impedance: 55.39 +j3.61 Ω
Series R: 55.387 Ω
Series L: 1.3343 nH
Series C: -102.29 pF
Parallel R: 55.622 Ω
Parallel X: 315.12 nH
VSWR: 1.131
Return loss: -24.222 dB
Quality factor: 0.065
S11 Phase: 31.88°
S21 Gain: -64.321 dB
S21 Phase: -153.41°
Marker 3
Frequency:
Impedance:
Series R:
Series L:
Series C:
Parallel R:
Parallel X:
VSWR:
Return loss:
Quality factor:
S11 Phase:
S21 Gain:
S21 Phase:
S11
Min VSWR: 1.131 @ 430.800MHz
Return loss: -24.222 dB
S21
Min gain: -82.409 dB @ 136.400MHz
Max gain: -62.159 dB @ 450.000MHz
S11 Return Loss (dB)
0
-5
-10
-15
-20
-25
-30
130.0M
183.3M
236.7M
290.0M
343.3M
396.7M
450.0M
S11 VSWR
16
13.0
10.0
7.0
4.0
1.0
130.0M
183.3M
236.7M
290.0M
343.3M
396.7M
450.0M

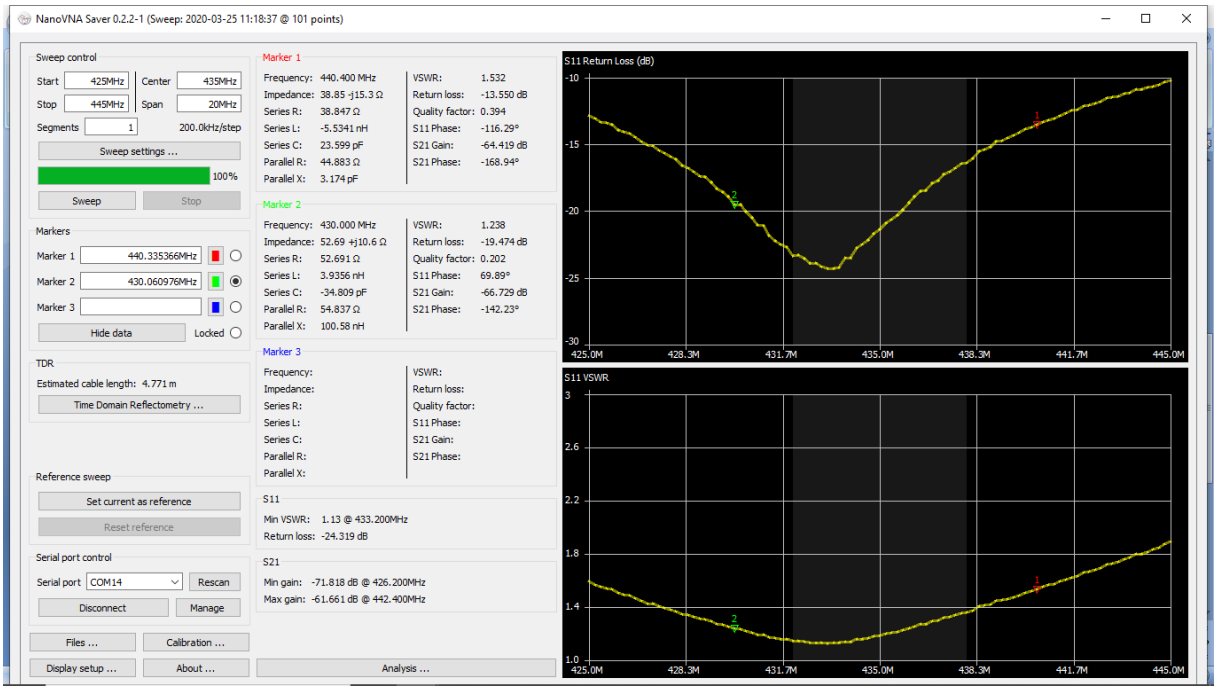
NanoVNA Saver 0.2.2-1 (Sweep: 2020-03-25 11:18:37 @ 101 points)
Sweep control
Start 425MHz
Center 435MHz
Stop 445MHz
Span 20MHz
Segments 1
200.0kHz/step
Sweep settings ...
100%
Sweep
Stop
Markers
Marker 1 440.335366MHz
Marker 2 430.060976MHz
Marker 3
Hide data
Locked
TDR
Estimated cable length: 4.771 m
Time Domain Reflectometry ...
Reference sweep
Set current as reference
Reset reference
Serial port control
Serial port COM14
Rescan
Disconnect
Manage
Files ...
Calibration ...
Display setup ...
About ...
Analysis ...
Marker 1
Frequency: 440.400 MHz
Impedance: 38.85 -j15.3 Ω
Series R: 38.847 Ω
Series L: -5.5341 nH
Series C: 23.599 pF
Parallel R: 44.883 Ω
Parallel X: 3.174 pF
VSWR: 1.532
Return loss: -13.550 dB
Quality factor: 0.394
S11 Phase: -116.29°
S21 Gain: -64.419 dB
S21 Phase: -168.94°
Marker 2
Frequency: 430.000 MHz
Impedance: 52.69 +j10.6 Ω
Series R: 52.691 Ω
Series L: 3.9356 nH
Series C: -34.809 pF
Parallel R: 54.837 Ω
Parallel X: 100.58 nH
VSWR: 1.238
Return loss: -19.474 dB
Quality factor: 0.202
S11 Phase: 69.89°
S21 Gain: -66.729 dB
S21 Phase: -142.23°
Marker 3
Frequency:
Impedance:
Series R:
Series L:
Series C:
Parallel R:
Parallel X:
VSWR:
Return loss:
Quality factor:
S11 Phase:
S21 Gain:
S21 Phase:
S11
Min VSWR: 1.13 @ 433.200MHz
Return loss: -24.319 dB
S21
Min gain: -71.818 dB @ 426.200MHz
Max gain: -61.661 dB @ 442.400MHz
S11 Return Loss (dB)
-10
-15
-20
-25
-30
425.0M
428.3M
431.7M
435.0M
438.3M
441.7M
445.0M
S11 VSWR
3
2.6
2.2
1.8
1.4
1.0
425.0M
428.3M
431.7M
435.0M
438.3M
441.7M
445.0M

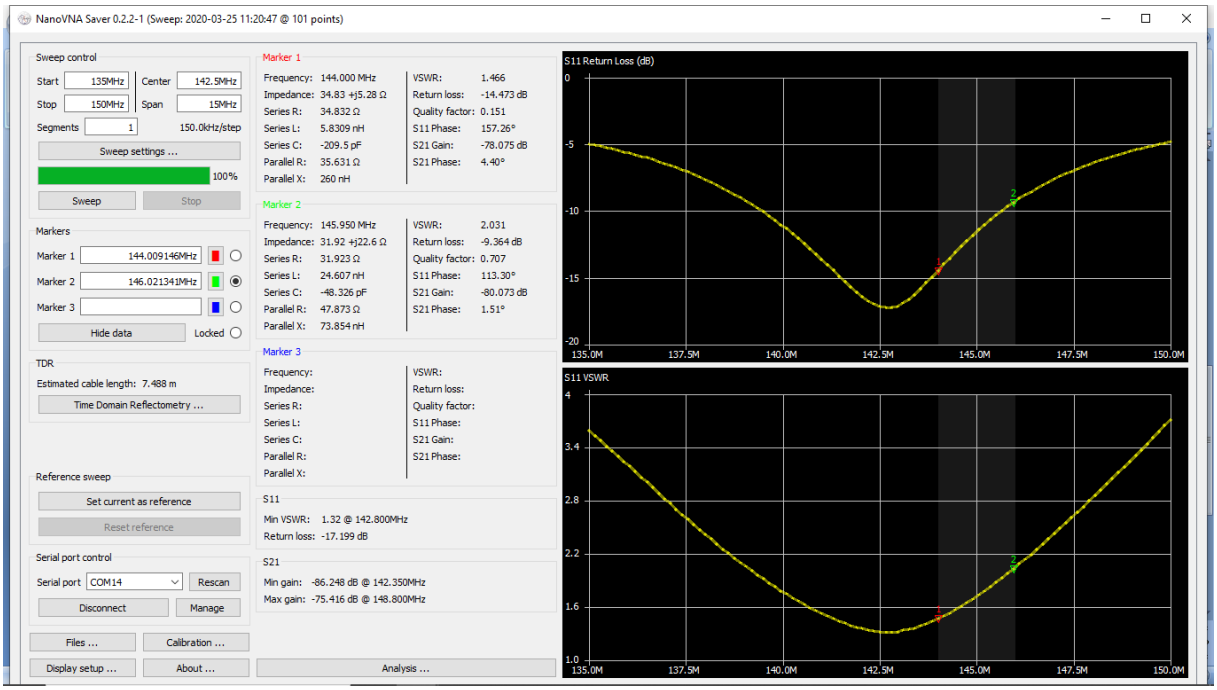
NanoVNA Saver 0.2.2-1 (Sweep: 2020-03-25 11:20:47 @ 101 points)
Sweep control
Start 135MHz
Center 142.5MHz
Stop 150MHz
Span 15MHz
Segments 1
150.0kHz/step
Sweep settings ...
100%
Sweep
Stop
Markers
Marker 1 144.009146MHz
Marker 2 146.021341MHz
Marker 3
Hide data
Locked
TDR
Estimated cable length: 7.488 m
Time Domain Reflectometry ...
Reference sweep
Set current as reference
Reset reference
Serial port control
Serial port COM14
Rescan
Disconnect
Manage
Files ...
Calibration ...
Display setup ...
About ...
Analysis ...
Marker 1
Frequency: 144.000 MHz
Impedance: 34.83 +j5.28 Ω
Series R: 34.832 Ω
Series L: 5.8309 nH
Series C: -209.5 pF
Parallel R: 35.631 Ω
Parallel X: 260 nH
VSWR: 1.466
Return loss: -14.473 dB
Quality factor: 0.151
S11 Phase: 157.26°
S21 Gain: -78.075 dB
S21 Phase: 4.40°
Marker 2
Frequency: 145.950 MHz
Impedance: 31.92 +j22.6 Ω
Series R: 31.923 Ω
Series L: 24.607 nH
Series C: -48.326 pF
Parallel R: 47.873 Ω
Parallel X: 73.854 nH
VSWR: 2.031
Return loss: -9.364 dB
Quality factor: 0.707
S11 Phase: 113.30°
S21 Gain: -80.073 dB
S21 Phase: 1.51°
Marker 3
Frequency:
Impedance:
Series R:
Series L:
Series C:
Parallel R:
Parallel X:
VSWR:
Return loss:
Quality factor:
S11 Phase:
S21 Gain:
S21 Phase:
S11
Min VSWR: 1.32 @ 142.800MHz
Return loss: -17.199 dB
S21
Min gain: -86.248 dB @ 142.350MHz
Max gain: -75.416 dB @ 148.800MHz
S11 Return Loss (dB)
0
-5
-10
-15
-20
135.0M
137.5M
140.0M
142.5M
145.0M
147.5M
150.0M
S11 VSWR
4
3.4
2.8
2.2
1.6
1.0
135.0M
137.5M
140.0M
142.5M
145.0M
147.5M
150.0M