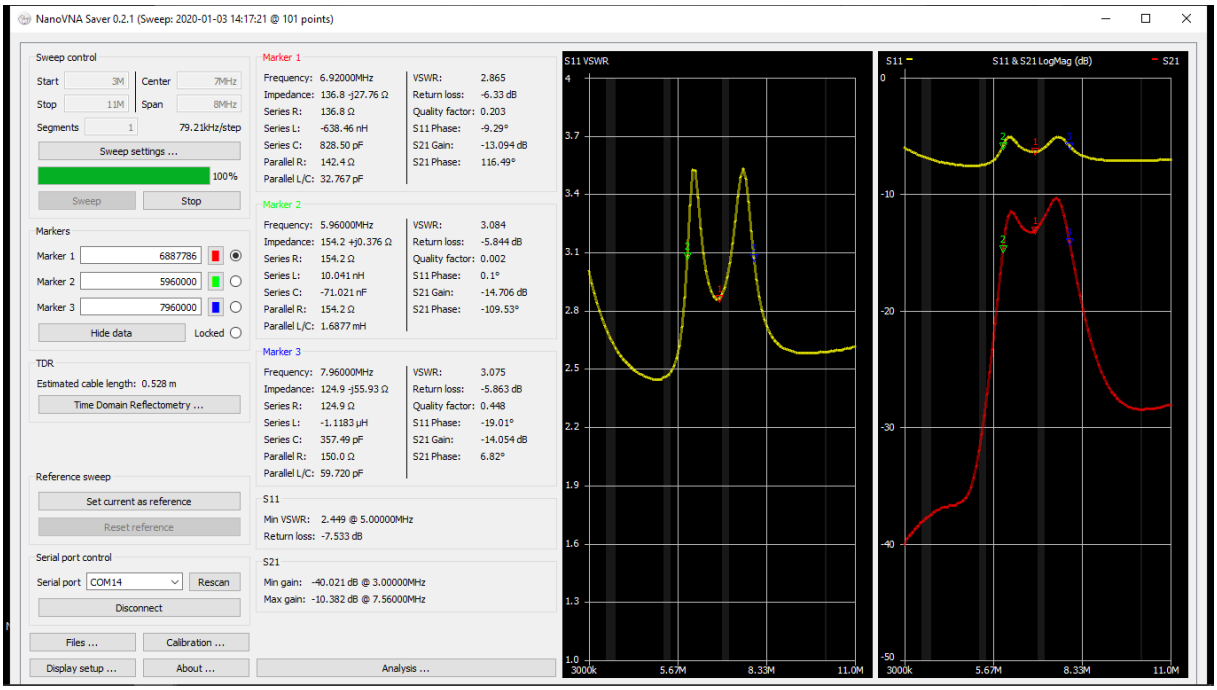
NanoVNA Saver 0.2.1 (Sweep: 2020-01-03 14:17:21 @ 101 points)
Sweep control
Start 3M
Center 7MHz
Stop 11M
Span 8MHz
Segments 1
79.21kHz/step
Sweep settings ...
100%
Sweep
Stop
Markers
Marker 1 6887786
Marker 2 5960000
Marker 3 7960000
Hide data
Locked
TDR
Estimated cable length: 0.528 m
Time Domain Reflectometry ...
Reference sweep
Set current as reference
Reset reference
Serial port control
Serial port COM14
Rescan
Disconnect
Files ...
Calibration ...
Display setup ...
About ...
Analysis ...
Marker 1
Frequency: 6.92000MHz
Impedance: 136.8 -j27.76 Ω
Series R: 136.8 Ω
Series L: -638.46 nH
Series C: 828.50 pF
Parallel R: 142.4 Ω
Parallel L/C: 32.767 pF
VSWR: 2.865
Return loss: -6.33 dB
Quality factor: 0.203
S11 Phase: -9.29°
S21 Gain: -13.094 dB
S21 Phase: 116.49°
Marker 2
Frequency: 5.96000MHz
Impedance: 154.2 +j0.376 Ω
Series R: 154.2 Ω
Series L: 10.041 nH
Series C: -71.021 nF
Parallel R: 154.2 Ω
Parallel L/C: 1.6877 mH
VSWR: 3.084
Return loss: -5.844 dB
Quality factor: 0.002
S11 Phase: 0.1°
S21 Gain: -14.706 dB
S21 Phase: -109.53°
Marker 3
Frequency: 7.96000MHz
Impedance: 124.9 -j55.93 Ω
Series R: 124.9 Ω
Series L: -1.1183 µH
Series C: 357.49 pF
Parallel R: 150.0 Ω
Parallel L/C: 59.720 pF
VSWR: 3.075
Return loss: -5.863 dB
Quality factor: 0.448
S11 Phase: -19.01°
S21 Gain: -14.054 dB
S21 Phase: 6.82°
S11
Min VSWR: 2.449 @ 5.00000MHz
Return loss: -7.533 dB
S21
Min gain: -40.021 dB @ 3.00000MHz
Max gain: -10.382 dB @ 7.56000MHz
S11 VSWR
4
3.7
3.4
3.1
2.8
2.5
2.2
1.9
1.6
1.3
1.0
3000k
5.67M
8.33M
11.0M
S11 & S21 LogMag (dB)
S11
S21
0
-10
-20
-30
-40
-50

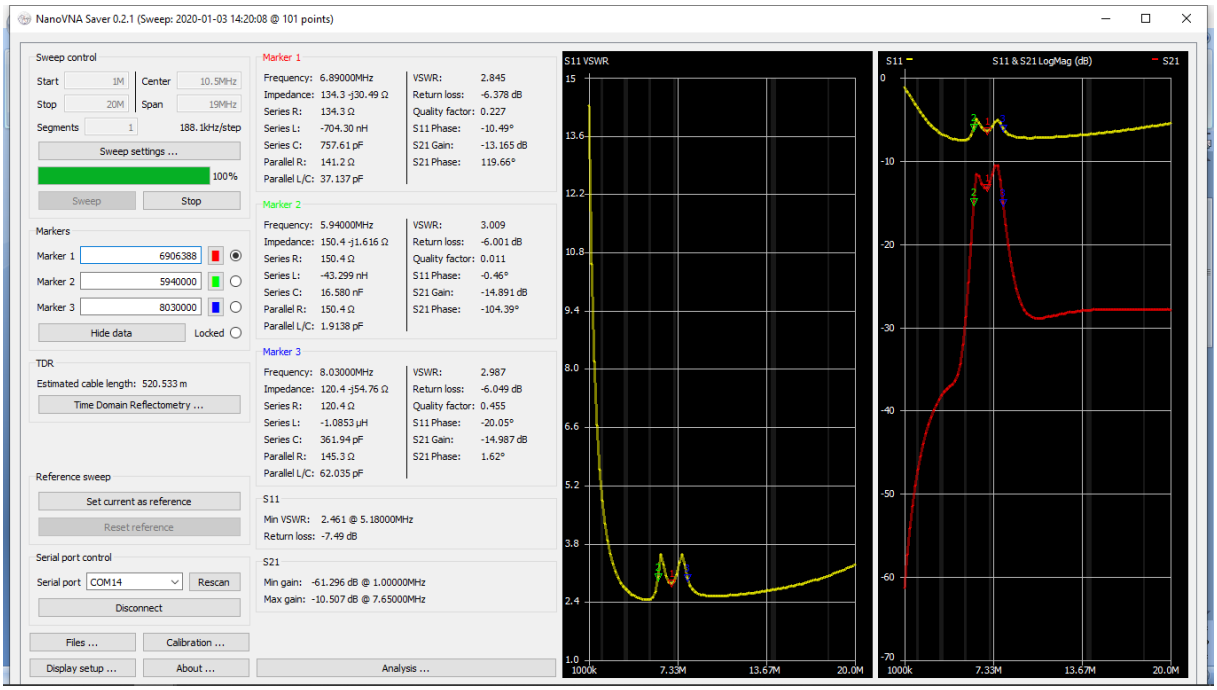
NanoVNA Saver 0.2.1 (Sweep: 2020-01-03 14:20:08 @ 101 points)
Sweep control
Start 1M
Center 10.5MHz
Stop 20M
Span 19MHz
Segments 1
188.1kHz/step
Sweep settings ...
100%
Sweep
Stop
Markers
Marker 1 6906388
Marker 2 5940000
Marker 3 8030000
Hide data
Locked
TDR
Estimated cable length: 520.533 m
Time Domain Reflectometry ...
Reference sweep
Set current as reference
Reset reference
Serial port control
Serial port COM14
Rescan
Disconnect
Files ...
Calibration ...
Display setup ...
About ...
Analysis ...
Marker 1
Frequency: 6.89000MHz
Impedance: 134.3 -j30.49 Ω
Series R: 134.3 Ω
Series L: -704.30 nH
Series C: 757.61 pF
Parallel R: 141.2 Ω
Parallel L/C: 37.137 pF
VSWR: 2.845
Return loss: -6.378 dB
Quality factor: 0.227
S11 Phase: -10.49°
S21 Gain: -13.165 dB
S21 Phase: 119.66°
Marker 2
Frequency: 5.94000MHz
Impedance: 150.4 -j1.616 Ω
Series R: 150.4 Ω
Series L: -43.299 nH
Series C: 16.580 nF
Parallel R: 150.4 Ω
Parallel L/C: 1.9138 pF
VSWR: 3.009
Return loss: -6.001 dB
Quality factor: 0.011
S11 Phase: -0.46°
S21 Gain: -14.891 dB
S21 Phase: -104.39°
Marker 3
Frequency: 8.03000MHz
Impedance: 120.4 -j54.76 Ω
Series R: 120.4 Ω
Series L: -1.0853 µH
Series C: 361.94 pF
Parallel R: 145.3 Ω
Parallel L/C: 62.035 pF
VSWR: 2.987
Return loss: -6.049 dB
Quality factor: 0.455
S11 Phase: -20.05°
S21 Gain: -14.987 dB
S21 Phase: 1.62°
S11
Min VSWR: 2.461 @ 5.18000MHz
Return loss: -7.49 dB
S21
Min gain: -61.296 dB @ 1.00000MHz
Max gain: -10.507 dB @ 7.65000MHz
S11 VSWR
15
13.6
12.2
10.8
9.4
8.0
6.6
5.2
3.8
2.4
1.0
1000k
7.33M
13.67M
20.0M
S11 & S21 LogMag (dB)
S11
S21
0
-10
-20
-30
-40
-50
-60
-70

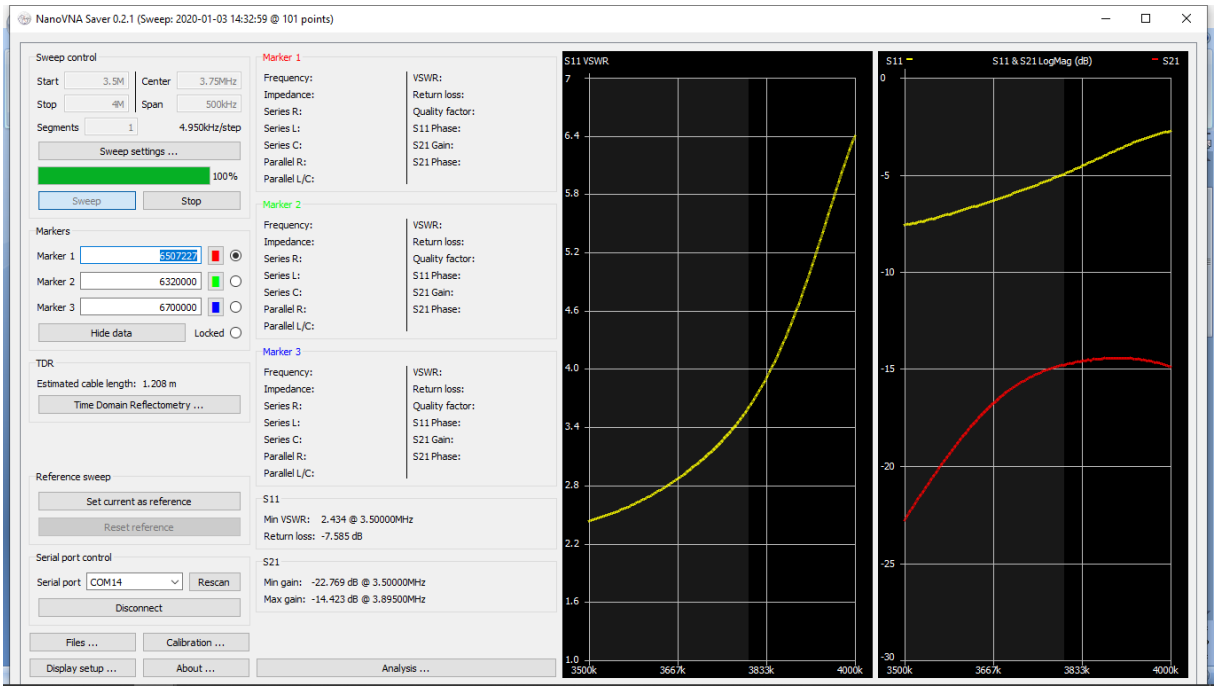
NanoVNA Saver 0.2.1 (Sweep: 2020-01-03 14:32:59 @ 101 points)
Sweep control
Start 3.5M
Center 3.75MHz
Stop 4M
Span 500kHz
Segments 1
4.950kHz/step
Sweep settings ...
100%
Sweep
Stop
Markers
Marker 1 5507227
Marker 2 6320000
Marker 3 6700000
Hide data
Locked
TDR
Estimated cable length: 1.208 m
Time Domain Reflectometry ...
Reference sweep
Set current as reference
Reset reference
Serial port control
Serial port COM14
Rescan
Disconnect
Files ...
Calibration ...
Display setup ...
About ...
Analysis ...
Marker 1
Frequency:
Impedance:
Series R:
Series L:
Series C:
Parallel R:
Parallel L/C:
VSWR:
Return loss:
Quality factor:
S11 Phase:
S21 Gain:
S21 Phase:
Marker 2
Marker 3
S11
Min VSWR: 2.434 @ 3.50000MHz
Return loss: -7.585 dB
S21
Min gain: -22.769 dB @ 3.50000MHz
Max gain: -14.423 dB @ 3.89500MHz
S11 VSWR
S11 & S21 LogMag (dB)
S11
S21
3500k
3667k
3833k
4000k

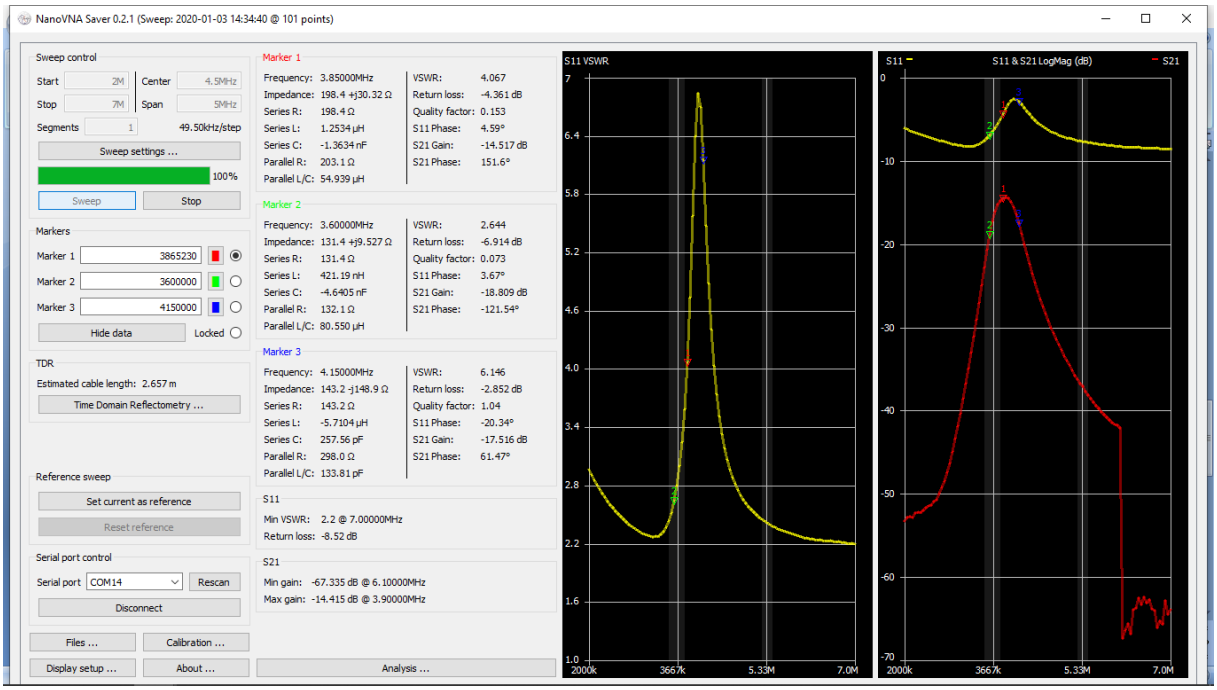
NanoVNA Saver 0.2.1 (Sweep: 2020-01-03 14:34:40 @ 101 points)
Sweep control
Start 2M
Center 4.5MHz
Stop 7M
Span 5MHz
Segments 1
49.50kHz/step
Sweep settings ...
100%
Sweep
Stop
Markers
Marker 1 3865230
Marker 2 3600000
Marker 3 4150000
Hide data
Locked
TDR
Estimated cable length: 2.657 m
Time Domain Reflectometry ...
Reference sweep
Set current as reference
Reset reference
Serial port control
Serial port COM14
Rescan
Disconnect
Files ...
Calibration ...
Display setup ...
About ...
Analysis ...
Marker 1
Frequency: 3.85000MHz
Impedance: 198.4 +j30.32 Ω
Series R: 198.4 Ω
Series L: 1.2534 µH
Series C: -1.3634 nF
Parallel R: 203.1 Ω
Parallel L/C: 54.939 µH
VSWR: 4.067
Return loss: -4.361 dB
Quality factor: 0.153
S11 Phase: 4.59°
S21 Gain: -14.517 dB
S21 Phase: 151.6°
Marker 2
Frequency: 3.60000MHz
Impedance: 131.4 +j9.527 Ω
Series R: 131.4 Ω
Series L: 421.19 nH
Series C: -4.6405 nF
Parallel R: 132.1 Ω
Parallel L/C: 80.550 µH
VSWR: 2.644
Return loss: -6.914 dB
Quality factor: 0.073
S11 Phase: 3.67°
S21 Gain: -18.809 dB
S21 Phase: -121.54°
Marker 3
Frequency: 4.15000MHz
Impedance: 143.2 -j148.9 Ω
Series R: 143.2 Ω
Series L: -5.7104 µH
Series C: 257.56 pF
Parallel R: 298.0 Ω
Parallel L/C: 133.81 pF
VSWR: 6.146
Return loss: -2.852 dB
Quality factor: 1.04
S11 Phase: -20.34°
S21 Gain: -17.516 dB
S21 Phase: 61.47°
S11
Min VSWR: 2.2 @ 7.00000MHz
Return loss: -8.52 dB
S21
Min gain: -67.335 dB @ 6.10000MHz
Max gain: -14.415 dB @ 3.90000MHz
S11 VSWR
S11 & S21 LogMag (dB)
S11
S21
2000k
3667k
5.33M
7.0M